

XTERRA European Championship

XTERRA OFFICIAL RESULT LIST

CZECH REPUBLIC Place: Prachatice

Date: 10/08/2024







www.xterraplanet.com

www.sportsoft.cz



Event: Full Distance Triathlon											Men Elite	
Rank	Bib.	NAT	Name	Team	YoB	Time	Gap	Swim	T1	Bike	T2	Run
1.	5		SERRIERES Arthur	Versailles triathlon	1994	02:36:55.8	00:00:00.0	00:21:09.7	01:24.5	01:31:57.1	00:46.2	00:41:38.1
2.	1		FORISSIER Felix	Triathlaix	1998	02:37:38.6	00:00:42.7	00:20:42.3	01:15.4	01:30:33.4	00:47.7	00:44:19.6
3.	2		SLOTH NIELSEN Jens Emil	Capra Triathlon	1998	02:37:56.6	00:01:00.7	00:23:00.3	01:28.1	01:30:01.9	00:42.4	00:42:43.6
4.	8		BONACINA Michele		1996	02:42:06.5	00:05:10.7	00:20:31.1	01:10.3	01:32:42.7	00:44.4	00:46:57.8
5.	9		NEEF Sebastian		1989	02:43:10.3	00:06:14.4	00:21:12.6	01:22.4	01:33:52.0	00:56.7	00:45:46.3
6.	7		CARABIN Sébastien	Team organicoach xterra	1989	02:44:36.3	00:07:40.4	00:26:56.1	01:41.8	01:31:12.9	01:01.2	00:43:44.1
7.	4		CHANE Maxim		1996	02:46:11.0	00:09:15.1	00:21:08.6	01:22.8	01:34:30.4	00:54.9	00:48:14.1
8.	12		DAFFLON Xavier	Swiss Triathlon	1982	02:50:29.7	00:13:33.9	00:26:15.3	01:29.6	01:34:42.4	00:57.6	00:47:04.6
9.	15		WYCHERA Dominik	DOMIKA Pro Team	1993	02:53:34.7	00:16:38.9	00:24:38.1	01:28.6	01:39:00.8	00:45.9	00:47:41.1
10.	21		FORDOXCEL Baptiste	Cross Team Véloce / MGNT	1999	02:56:51.9	00:19:56.1	00:24:14.6	01:39.1	01:41:30.6	00:47.1	00:48:40.3
11.	11		ANDERSON Scott	ESV Eintracht Hameln	1996	02:57:09.9	00:20:14.1	00:22:10.6	01:32.9	01:41:22.3	00:55.6	00:51:08.3
12.	25		CHRZANOWSKI Jan	SWIM TRI RZESZÓW	2003	02:57:26.8	00:20:31.0	00:20:40.6	01:42.9	01:46:31.0	01:09.4	00:47:22.7
13.	26		CRISI Roberto	Gran Bike	1988	02:57:41.9	00:20:46.1	00:25:49.6	02:33.8	01:36:50.6	01:05.4	00:51:22.3
14.	23		RAS Diego	Granbike Triathlon	1995	02:58:15.9	00:21:20.1	00:24:09.8	01:42.3	01:39:41.9	00:49.9	00:51:51.8
15.	24		COOYMANS Bart	COOYMANS PERFORMANCE	1997	03:00:24.2	00:23:28.3	00:21:10.8	01:52.1	01:42:12.8	01:04.6	00:54:03.6
16.	14		BOURJON Hugo	Triathlon cote d'émeraude	2001	03:01:13.2	00:24:17.3	00:24:45.6	02:19.6	01:41:57.4	00:57.3	00:51:13.1
17.	31		KIRSCHNER James		1991	03:01:36.4	00:24:40.5	00:26:46.6	01:47.1	01:43:42.1	01:01.9	00:48:18.6
18.	18		SIMEON Pierre	Team volt	2001	03:06:35.4	00:29:39.5	00:24:41.6	01:44.4	01:48:15.8	01:00.3	00:50:53.1
19.	17		SCHÜßLER Robin	SC Wiesbaden	2002	03:07:02.9	00:30:07.0	00:21:05.1	01:24.9	01:45:54.5	01:21.6	00:57:16.6
20.	30		JUD Samuel	Chaelbli Bikes / LC Meilen Tri 1	1985	03:08:19.4	00:31:23.5	00:24:44.8	02:06.4	01:45:25.3	01:09.4	00:54:53.3
21.	10		TELLER Sam	Real Triathlon Squad	1998	03:10:16.1	00:33:20.2	00:22:53.8	01:31.4	01:54:05.5	01:11.6	00:50:33.6
22.	19		JANATA Boris	MOUNTAINTIME.cz	1994	03:14:12.1	00:37:16.2	00:24:32.8	01:30.4	01:51:29.2	01:04.6	00:55:34.8
23.	20		MELL Karl	Tribe Endurance	2001	03:15:04.6	00:38:08.7	00:22:25.8	01:39.1	01:56:54.7	00:53.1	00:53:11.6
24.	27		SAUSER Thomas	Sam's bike	1999	03:17:34.6	00:40:38.7	00:21:46.6	01:20.6	01:51:32.0	00:54.4	01:02:00.8
25.	16		WIYGUL John		1989	03:18:05.0	00:41:09.2	00:24:36.8	01:55.4	01:54:30.2	00:57.4	00:56:05.1
	22		GEBHARD Martin	Team OPTIMUM	1989	DNF		00:24:09.1	01:47.1			

Event: Full Distance Triathlon**Men Elite**

Rank	Bib.	NAT	Name	Team	YoB	Time	Gap	Swim	T1	Bike	T2	Run
	3		FORISSIER Arthur	Team Hexatri	1994	DNS						
	6		SPINAZZE Federico	K3 Triathlon Cremona	1998	DNS						
	13		RHODES Morgan	Team Bodyworks	1998	DNS						
	28		DUMAS Jules	Montpellier Triathlon	2001	DNS						
	29		DUPRAS Théo	Team Hexatri	1993	DNS						
	132		CADARIO Anthony	Aloha Coaching Spirit	1991	DNS						

Event: Full Distance Triathlon											Women Elite	
Rank	Bib.	NAT	Name	Team	YoB	Time	Gap	Swim	T1	Bike	T2	Run
1.	79		DUVOISIN Loanne		1998	03:02:40.8	00:00:00.0	00:23:47.5	01:21.1	01:46:39.6	00:53.4	00:49:59.1
2.	66		GRABMÜLLER Aneta	B&H České Budějovice	1993	03:05:06.7	00:02:25.9	00:22:49.0	01:22.4	01:45:12.6	00:50.8	00:54:51.8
3.	63		Paties ALIZÉE		1995	03:06:44.5	00:04:03.6	00:23:50.0	01:27.4	01:47:17.7	01:01.1	00:53:08.1
4.	64		ZEHNDER Anna	Wildcats Swiss Triathlon Team	1995	03:13:13.9	00:10:33.1	00:24:55.7	01:23.3	01:54:51.7	00:50.4	00:51:12.6
5.	65		MAIRHOFER Sandra	Gran Bike Team	1992	03:13:36.2	00:10:55.4	00:25:03.2	01:34.1	01:51:13.5	01:00.6	00:54:44.6
6.	62		MENDITTO Marta	Team Organicoach	1999	03:15:46.4	00:13:05.6	00:24:59.7	01:28.9	01:52:52.7	01:10.1	00:55:14.8
7.	61		BILLOUIN Solenne	SCO Angers triathlon	1997	03:16:17.4	00:13:36.6	00:23:52.8	01:29.8	01:54:21.2	00:52.3	00:55:41.1
8.	73		KARÁSKOVÁ ERBENOVÁ Helena	Czech Multisport Coaching	1979	03:16:42.4	00:14:01.6	00:28:06.2	01:55.3	01:51:09.8	00:56.3	00:54:34.6
9.	71		ORCHARD Elizabeth	Waterfall Racing	1985	03:24:33.3	00:21:52.5	00:25:01.5	01:44.1	01:58:15.7	01:07.3	00:58:24.6
10.	74		UPHAM Kerri-Ann	trimoore coaching	1991	03:26:13.6	00:23:32.8	00:26:38.0	01:54.3	02:00:26.4	01:11.3	00:56:03.3
11.	70		WASLE Carina	Tri Team TS Wörgl	1984	03:27:45.4	00:25:04.5	00:26:34.7	01:50.8	02:03:47.0	00:59.8	00:54:32.9
12.	75		DUBCOVÁ Jana	TITAN TRILIFE	1988	03:28:23.1	00:25:42.2	00:31:14.0	02:35.8	02:00:22.7	01:24.3	00:52:46.1
13.	86		STALZEROVA Lada		1984	03:29:09.3	00:26:28.5	00:28:00.0	01:58.6	02:08:03.1	01:19.3	00:49:48.2
14.	80		BISOVÁ Štěpánka		2000	03:30:44.0	00:28:03.2	00:28:02.0	01:49.1	02:01:03.9	01:12.3	00:58:36.6
15.	68		CIZERON Romane	ASM Saint-Etienne Triathlon 42	1993	03:31:08.6	00:28:27.8	00:25:47.2	02:10.0	02:01:06.6	01:01.8	01:01:02.8
16.	76		WER Anna	Tomica Coaching	1992	03:32:52.3	00:30:11.5	00:25:44.0	01:48.8	02:01:18.4	01:06.1	01:02:54.8
17.	69		GUAY Carolyne	BART Coaching	1990	03:36:14.8	00:33:34.0	00:27:47.2	01:42.8	02:01:10.2	00:58.1	01:04:36.3
18.	83		JOBARD Camille	Team volt	1995	03:37:22.0	00:34:41.2	00:27:56.5	02:03.1	02:02:51.9	01:27.1	01:03:03.3
19.	67		ERL Lorena		1990	03:40:14.7	00:37:33.9	00:26:09.5	01:46.8	02:11:44.6	01:20.1	00:59:13.6
20.	77		STUPKOVÁ Barbora	Titan Trilife Zlín	2002	03:41:34.7	00:38:53.9	00:25:23.6	01:34.7	02:14:12.1	00:47.8	00:59:36.3
21.	81		MORVILLO Bianca	Granbike Triathlon	1988	03:43:10.3	00:40:29.4	00:27:51.5	02:08.6	01:58:56.7	01:01.1	01:13:12.3
22.	82		BAK-PUČALKA Michalina	Pučalka Racing	1989	03:50:27.7	00:47:46.8	00:25:48.0	02:04.1	02:17:48.1	01:35.8	01:03:11.6
23.	85		JEŽKOVÁ Kateřina		1983	03:52:30.7	00:49:49.9	00:33:27.7	03:22.5	02:18:27.5	01:15.6	00:55:57.2
24.	78		LEICESTER Johandri		1987	03:59:07.8	00:56:27.0	00:25:44.5	02:47.8	02:17:14.6	02:09.3	01:11:11.5
	72		KRENN Katja	FC Donald	2003	DNS						
	84		LÉBERON Ségolene	Team Hexatri	1994	DNS						

Event: Full Distance Triathlon											Men 18 - 19	
Rank	Bib.	NAT	Name	Team	YoB	Time	Gap	Swim	T1	Bike	T2	Run
1.	226		KLIS Simon	trityc	2005	04:05:07.4	00:00:00.0	00:25:45.4	02:11.1	02:08:12.8	01:28.2	01:27:29.7
	209		CHMÁTAL David	Tri klub Přebram	2005	DNF		00:24:04.6	01:38.3			

Event: Full Distance Triathlon											Men 20 - 24	
Rank	Bib.	NAT	Name	Team	YoB	Time	Gap	Swim	T1	Bike	T2	Run
1.	121		BILLAUT Emile	Echirolles Triathlon	2003	02:56:01.7	00:00:00.0	00:20:57.9	02:10.0	01:43:29.9	00:53.8	00:48:30.0
2.	262		MARET Yann	La Vôge VTT	2003	02:58:59.9	00:02:58.1	00:25:38.4	01:56.8	01:41:27.3	01:31.8	00:48:25.4
3.	187		GOURGUES Simon	best triathlon saint nazaire	2002	03:01:35.9	00:05:34.1	00:24:16.4	01:30.1	01:47:45.0	00:50.3	00:47:13.9
4.	158		DUPEJ Dominik	3X REPUBLIC	2004	03:03:04.4	00:07:02.6	00:23:03.6	01:52.6	01:43:49.0	01:06.6	00:53:12.4
5.	309		PUGH Jamie	University of Nottingham triathl	2001	03:04:59.1	00:08:57.3	00:26:40.6	01:27.1	01:45:34.2	00:59.3	00:50:17.7
6.	370		ZAJAC Filip	Betri/Bikeaction.cz	2001	03:06:13.4	00:10:11.6	00:25:30.9	02:06.1	01:43:17.1	01:09.2	00:54:09.9
7.	111		AUDO Quentin	Team Armos Top3Tri	2004	03:07:49.3	00:11:47.5	00:24:21.9	02:10.0	01:54:44.8	01:00.8	00:45:31.7
8.	284		OLASAGASTI Elian	MAT montpellier	2003	03:09:14.1	00:13:12.3	00:21:33.4	01:47.3	01:52:00.7	00:53.5	00:52:58.9
9.	363		VÍT Ondřej	4SPORTS TEAM	2004	03:10:43.9	00:14:42.1	00:27:32.4	02:25.8	01:47:30.5	00:49.0	00:52:26.0
10.	266		MATĚJOVIČ Filip	Triatlon Plzeň	2002	03:12:38.3	00:16:36.5	00:23:48.1	02:10.0	01:55:59.5	01:27.0	00:49:13.4
11.	199		HARŠÁNY Filip	AB Sereď	2001	03:15:24.5	00:19:22.7	00:24:36.0	02:00.0	01:50:25.0	02:13.8	00:56:09.6
12.	143		ČUMPELÍK Marek	Czech Multisport Coaching	2001	03:28:38.7	00:32:36.9	00:26:08.4	02:32.0	01:57:54.9	01:19.0	01:00:44.1
13.	332		RŮŽIČKA Jakub	Cyklistický team	2000	03:37:44.4	00:41:42.7	00:27:50.1	02:21.3	02:01:11.2	01:24.2	01:04:57.4
14.	110		AUBERT Axel	ASMSE TRI 42	2003	03:39:10.1	00:43:08.3	00:25:19.1	02:13.1	02:10:25.3	01:21.5	00:59:50.9
15.	140		CMUNT Ondřej	ELEVEN HEAD CST CYKLOLI	2003	03:46:16.8	00:50:15.0	00:27:04.7	01:45.3	02:06:08.3	01:45.5	01:09:32.8
	342		STERK Noël	NTB	2004	DNF		00:22:13.6	01:28.8	01:51:25.5	01:07.2	

Event: Full Distance Triathlon											Women 20 - 24	
Rank	Bib.	NAT	Name	Team	YoB	Time	Gap	Swim	T1	Bike	T2	Run
1.	250		LEUPOLD Paula	TV Burglengenfeld	2004	03:35:11.2	00:00:00.0	00:30:34.0	02:09.2	01:57:11.9	01:01.0	01:04:14.9
2.	303		PIRODON Emma	Chambaraid	2000	03:54:04.1	00:18:52.8	00:26:45.5	01:53.8	02:11:46.0	01:03.2	01:12:35.3
3.	150		DEBNAROVA Jana	KOME klub Kraslice	2003	04:50:52.1	01:15:40.9	00:35:06.8	02:44.0	02:44:34.3	01:47.4	01:26:39.5

Event: Full Distance Triathlon **Men 25 - 29**

Rank	Bib.	NAT	Name	Team	YoB	Time	Gap	Swim	T1	Bike	T2	Run
1.	270		MEYER Philipp	TG Viktoria Augsburg	1997	03:05:33.8	00:00:00.0	00:23:21.1	02:10.0	01:48:49.6	01:07.5	00:50:05.4
2.	224		KESL Jiří	USK Akademik	1995	03:06:34.3	00:01:00.4	00:24:34.1	01:52.1	01:48:28.8	00:49.0	00:50:50.2
3.	122		BLAHO Martin	Prestige Cycling Team	1999	03:13:04.3	00:07:30.4	00:29:12.9	01:49.5	01:44:56.5	01:10.5	00:55:54.6
4.	115		BAUM Manuel	TSV 1862 Bad Reichenhall	1995	03:14:25.3	00:08:51.4	00:23:45.6	02:10.0	01:53:00.1	02:00.8	00:53:28.7
5.	219		JURUC Bartłomiej	Przyspiesz.eu	1996	03:24:24.7	00:18:50.8	00:22:24.4	02:08.1	01:59:30.7	00:54.3	00:59:27.1
6.	299		PETIŠKA Ondřej	SK RN	1997	03:30:24.2	00:24:50.3	00:28:54.9	01:54.0	01:55:40.9	00:54.5	01:02:59.6
7.	330		SCHOVANEK Jan	Roudnice nad Labem	1997	03:34:46.4	00:29:12.5	00:31:53.9	01:42.0	02:00:48.4	00:54.0	00:59:27.9
8.	191		GUILLAUME Arthur	ADAG-TRI	1999	03:52:19.7	00:46:45.9	00:32:48.4	02:33.3	02:09:07.6	01:00.9	01:06:49.4
9.	173		FRANTA Vojtěch	2BWinner	1999	03:56:07.0	00:50:33.1	00:35:25.2	02:25.5	02:10:09.8	01:09.4	01:06:56.9
10.	258		MACHNÍK Tomáš	ŠuTri Prachatice	1998	03:57:42.0	00:52:08.1	00:24:30.9	02:43.8	02:17:11.6	01:30.6	01:11:44.8
11.	141		CMUNT Petr		1996	04:16:54.5	01:11:20.7	00:28:53.1	05:55.5	02:49:00.3	01:44.9	00:51:20.5
12.	259		MALKIN Alex		1995	04:35:01.4	01:29:27.5	00:50:19.2	04:24.6	02:38:39.1	02:15.3	00:59:23.1
13.	193		HAJNÝ Jiří		1996	04:42:43.9	01:37:10.0	00:39:36.9	02:42.2	02:28:50.4	01:49.7	01:29:44.5
14.	127		BOUKAL Tomáš		1997	05:17:17.3	02:11:43.4	00:43:38.4	04:13.7	03:04:37.4	02:15.3	01:22:32.3
	295		PEDELABORDE-AUGAS Milharitz	Triathlon Toulouse Métropole	1996	DNS						

Event: Full Distance Triathlon **Women 25 - 29**

Rank	Bib.	NAT	Name	Team	YoB	Time	Gap	Swim	T1	Bike	T2	Run
1.	235		KOLLER Nina	TSV 1862 Bad Reichenhall	1997	03:37:11.7	00:00:00.0	00:24:02.3	02:34.8	02:07:17.1	00:50.5	01:02:26.9
2.	106		ANDRETTA Vanessa	ASD Gp Triathlon	1996	03:39:08.2	00:01:56.4	00:21:28.0	02:09.1	02:12:24.6	01:36.4	01:01:29.9
3.	169		FILIPOVA Klara	Cisty Sport Racing Team	1995	03:46:23.9	00:09:12.1	00:27:43.3	02:19.5	02:12:08.8	01:52.2	01:02:19.9
4.	316		ROIDL Emma	TrumerTriTeam/TV Burglenger	1998	04:01:29.3	00:24:17.5	00:31:10.5	02:19.5	02:21:44.5	01:17.2	01:04:57.4
5.	277		NOVÁKOVÁ Natálie	BeTri	1997	04:14:05.7	00:36:53.9	00:27:37.3	02:20.8	02:31:32.7	01:30.4	01:11:04.4
6.	263		MARTIN-GARIN Célie	Tri Bike du Dauphiné Chambar	1999	04:26:24.1	00:49:12.3	00:26:46.8	02:10.0	02:39:41.9	01:43.6	01:16:01.6

Event: Full Distance Triathlon **Men 30 - 34**

Rank	Bib.	NAT	Name	Team	YoB	Time	Gap	Swim	T1	Bike	T2	Run
1.	133		CAILLAT Victor	Team volt	1992	03:16:34.8	00:00:00.0	00:27:01.4	01:55.1	01:50:55.3	01:06.2	00:55:36.6
2.	120		BESSON Alexandre	ASMSE TRI 42	1990	03:26:28.4	00:09:53.6	00:29:24.4	01:47.3	01:52:50.7	01:16.8	01:01:09.1
3.	334		SKALKA Jakub		1991	03:32:21.2	00:15:46.4	00:37:44.4	02:01.2	01:56:46.4	00:51.2	00:54:57.7
4.	223		KASZPER Krzysztof		1991	03:38:04.4	00:21:29.6	00:28:54.4	01:55.8	01:59:32.9	01:09.0	01:06:32.2
5.	186		GOLIAN Erik	CK ROUTE 66 Brezno	1992	03:42:34.3	00:25:59.5	00:29:34.4	02:36.5	02:03:18.4	01:26.7	01:05:38.1
6.	227		KNODT Thomas	TSV Gaimersheim	1993	03:48:47.8	00:32:13.0	00:26:58.4	02:49.8	02:14:43.6	01:38.4	01:02:37.4
7.	347		SZEMLA Ferdinand	Open Cycling Academy	1991	03:50:35.8	00:34:01.0	00:34:19.2	02:10.0	01:57:53.7	01:00.5	01:10:12.3
8.	385		PEREZ LOPEZ Diego		1990	03:54:09.0	00:37:34.2	00:29:43.1	02:51.3	02:14:33.1	01:22.4	01:05:38.9
9.	380		MEYER Johannes		1994	03:58:20.5	00:41:45.6	00:35:09.1	02:10.0	02:08:34.6	01:56.7	01:10:29.8
10.	265		MASRI Filip		1993	04:02:40.9	00:46:06.1	00:30:26.2	02:44.3	02:19:10.0	01:35.2	01:08:45.1
11.	275		MRÁZ Vojtěch		1991	04:11:36.5	00:55:01.7	00:31:36.1	02:57.5	02:22:32.0	01:50.8	01:12:39.8
12.	255		MADERTHANER Matthias	Team Vegan.at	1991	04:21:07.5	01:04:32.7	00:35:27.4	03:23.0	02:26:16.0	02:07.2	01:13:53.8
13.	139		CERVENY Jiri		1993	04:35:48.4	01:19:13.6	00:39:15.7	03:35.9	02:37:53.8	01:57.6	01:13:05.1
	167		FILBICHE Jordan	Tri Nuts Team Bastogne	1993	DNS						
	229		KOČÍ Martin	Cycology	1992	DNS						

Event: Full Distance Triathlon **Women 30 - 34**

Rank	Bib.	NAT	Name	Team	YoB	Time	Gap	Swim	T1	Bike	T2	Run
1.	174		FRIEBEL Cindy		1990	03:30:57.2	00:00:00.0	00:26:53.5	02:13.6	02:03:46.1	01:21.0	00:56:42.8
2.	161		ELSER Anja	Tria Echterdingen	1991	03:46:29.9	00:15:32.7	00:27:23.5	02:12.3	02:08:56.8	01:13.2	01:06:43.8
3.	182		GAY PÁRRAGA Ana	C.D. COVASA-DR. BIKE TRIA	1992	03:48:42.4	00:17:45.2	00:28:34.0	02:03.5	02:19:15.0	01:00.7	00:57:48.9
4.	360		TORBEYNS Fien	sp&o	1993	04:02:39.6	00:31:42.4	00:27:43.5	02:47.3	02:26:21.2	01:42.4	01:04:05.0
5.	107		BAKO Annamaria	ACS 3 Sport	1990	04:22:44.9	00:51:47.7	00:34:22.0	02:21.5	02:21:57.2	02:16.9	01:21:47.0
	374		ŽILKOVÁ Tereza		1990	DNF		00:36:42.3	03:50.9	01:52:07.0	02:15.3	

Event: Full Distance Triathlon

Men 35 - 39

Rank	Bib.	NAT	Name	Team	YoB	Time	Gap	Swim	T1	Bike	T2	Run
1.	177		GALASSI Fabio	Imola Triathlon	1986	03:03:17.9	00:00:00.0	00:25:16.1	02:01.8	01:47:04.3	00:52.3	00:48:03.2
2.	247		KUEFNER Sebastian	Triathlon Gera	1987	03:03:44.6	00:00:26.7	00:24:43.1	02:54.3	01:42:06.8	01:21.3	00:52:38.9
3.	233		KOLÁŘ Adam		1989	03:06:55.6	00:03:37.7	00:26:48.4	02:17.0	01:45:17.1	02:05.0	00:50:27.9
4.	156		DRUGEOT Jeremie	XtremeTri53	1988	03:07:26.0	00:04:08.1	00:27:14.4	02:12.3	01:46:37.3	00:55.0	00:50:26.8
5.	312		RAYBAUD Nicolas	DAUPHINS ROMANAIS PEAG	1986	03:08:09.1	00:04:51.2	00:26:42.9	02:05.3	01:49:58.7	01:02.5	00:48:19.4
6.	160		EIBENSTEINER Arnold	Granbike Triathlon	1985	03:13:44.3	00:10:26.4	00:32:58.7	01:55.0	01:43:02.8	01:09.3	00:54:38.4
7.	197		HANSLIAN Filip	Novatop Bike Team	1987	03:13:46.8	00:10:28.9	00:28:45.4	02:11.8	01:48:24.2	00:53.8	00:53:31.4
8.	336		SMUTEK Matej	2BWINNER TEAM	1989	03:14:53.3	00:11:35.4	00:28:14.9	01:28.9	01:52:48.1	00:52.5	00:51:28.7
9.	352		ŠOLC Filip	BARNEX SPORT	1985	03:17:03.0	00:13:45.1	00:28:17.4	01:46.0	01:51:07.8	01:13.0	00:54:38.6
10.	164		FERRARI Leonardo	mb team garda asd	1986	03:18:35.8	00:15:17.8	00:30:57.9	02:05.8	01:49:29.5	00:57.8	00:55:04.7
11.	383		TSCHEINIG Sebastian	TC Union Graz	1988	03:20:19.0	00:17:01.1	00:25:31.6	01:55.1	01:53:38.9	01:05.8	00:53:07.4
12.	138		CERNY Ondrej		1985	03:23:26.5	00:20:08.6	00:27:45.6	02:09.0	01:54:27.0	01:19.7	00:57:44.9
13.	119		DVOŘÁK Tomáš	HAVEN	1985	03:28:03.2	00:24:45.3	00:30:36.6	02:20.1	01:54:13.2	01:38.2	00:59:14.9
14.	280		NETÍK Lukáš	Topsports	1988	03:28:18.2	00:25:00.3				01:30.2	00:57:28.0
15.	232		KOCHAN Lukáš	CK AB Sereď	1985	03:28:20.7	00:25:02.8	00:30:01.7	02:18.2	01:55:25.2	01:16.0	00:59:19.4
16.	256		MACH Frantisek		1986	03:29:10.2	00:25:52.3	00:28:05.4	01:55.8	01:59:55.5	01:23.7	00:57:49.7
17.	364		VOIT Thomas	Team Icehouse e.V.	1988	03:36:22.9	00:33:05.0	00:25:59.9	01:54.8	01:57:01.2	01:09.3	01:10:17.5
18.	368		VRBATA Jan	TT ASTRA Konopiště	1986	03:45:00.5	00:41:42.6	00:37:28.7	02:53.7	02:01:50.4	01:34.2	01:01:13.4
19.	201		HÄUFLE Andreas	Triathlon Günzburg	1988	03:45:44.9	00:42:27.0	00:31:48.7	03:25.2	02:04:15.6	01:14.0	01:05:01.2
20.	239		KRATOCHVIL Marek	TriSKi Horní Počernice	1989	03:52:36.7	00:49:18.8	00:31:18.1	02:27.3	02:12:44.3	01:27.5	01:04:39.4
21.	291		PÁN Jiří	3Fo3	1988	03:53:13.7	00:49:55.8	00:32:28.2	03:12.5	02:06:09.6	01:56.7	01:09:26.6
22.	145		DE CLERCQ Antonin	Tri4us	1989	03:55:17.2	00:51:59.3	00:34:13.7	02:56.7	02:12:38.8	02:15.3	01:03:12.5
23.	135		CASSART Julien	Tribikestation	1985	04:00:07.5	00:56:49.6	00:34:49.7	03:25.0	02:15:14.8	01:53.2	01:04:44.7
24.	128		BREZINA Ondrej	Tři fotři	1986	04:07:54.4	01:04:36.5	00:33:16.7	05:23.0	02:13:34.5	02:42.2	01:12:57.8
25.	283		ODL Jakub	KILPI KOMÉ KLUB	1989	04:14:34.8	01:11:16.9	00:36:55.1	02:13.0	02:16:42.8	01:08.4	01:17:35.3
26.	350		ŠKOLA Pavel	Plzeň	1986	04:15:06.8	01:11:48.9	00:35:51.7	02:44.2	02:28:17.2	01:44.9	01:06:28.6
27.	314		RENARD Gil	Tri4us	1989	04:28:07.5	01:24:49.6	00:41:17.7	03:46.4	02:32:56.9	02:49.9	01:07:16.4
28.	349		ŠEMBERA Jan		1986	04:46:47.7	01:43:29.8	00:37:14.7	04:56.0	02:42:54.8	02:15.3	01:19:26.8
29.	293		PAULANIS Cyprian	Triclub.pl	1989	04:52:30.5	01:49:12.6	00:38:39.4	03:37.4	02:45:11.8	02:15.3	01:22:46.4
30.	278		NĚMEČEK Ondřej	SK Micák	1985	04:53:21.8	01:50:03.9	00:35:00.9	04:39.0	02:43:14.8	02:15.6	01:28:11.3
	355		PLUNDRÁK David		1988	DNF		00:31:42.9	02:28.2	02:16:12.5	02:15.3	

Event: Full Distance Triathlon

Men 35 - 39

Rank	Bib.	NAT	Name	Team	YoB	Time	Gap	Swim	T1	Bike	T2	Run
	362		VIKA Tomáš	Phoenix Fellas	1988	DNF		00:33:32.9	02:31.7	02:09:48.3	01:12.0	
	112		BALAZ Jakub		1985	DNS						
	123		BOJAS Jiří		1989	DNS						
	172		FRANCKE Michal		1986	DNS						
	185		GIJSSEN Tibor	SVW05	1986	DNS						
	213		INSAUSTI Javier	La grupetta	1985	DNS						
	245		KUBEK Vojtech		1989	DNS						
	253		LOUDA Zdeněk	Surf Life Team	1985	DNS						
	308		PROCHÁZKA Jan	Inkospor	1985	DNS						
	333		SISKA Jakub		1988	DNS						
	335		SKLENÁŘ Jan		1988	DNS						
	371		ZIURAITIS Kasparas	Kauno Triatlono Klubas	1987	DNS						

Event: Full Distance Triathlon

Women 35 - 39



Rank	Bib.	NAT	Name	Team	YoB	Time	Gap	Swim	T1	Bike	T2	Run
1.	384		Koczka VIKTORIA	Honvéd Szondi SE.	1989	03:44:46.9	00:00:00.0	00:26:07.0	02:52.5	02:09:03.8	01:42.3	01:05:01.0
2.	328		SCHMITT Johanna	SV Würzburg 05	1989	03:51:49.2	00:07:02.3	00:35:50.0	02:50.7	02:10:52.6	01:28.5	01:00:47.3
3.	196		HANCIKOVA Bara		1988	04:05:37.8	00:20:50.9	00:36:05.8	02:42.7	02:16:14.5	01:16.9	01:09:17.6
4.	236		KONEČNÁ Markéta	no	1985	04:13:46.2	00:28:59.3	00:34:27.0	02:41.2	02:30:15.9	01:09.2	01:05:12.7
5.	222		KASZEWIAK Karolina	Tomica Coaching	1989	04:13:54.2	00:29:07.3	00:31:41.0	03:29.2	02:24:02.5	01:49.4	01:12:51.8
6.	183		GEBHARD Silvia		1986	04:28:29.8	00:43:42.9	00:35:50.8	02:19.7	02:29:00.9	01:59.6	01:19:18.6
7.	331		SIGMOND Tory		1989	04:32:53.5	00:48:06.6	00:38:40.0	03:24.2	02:42:16.1	02:15.3	01:06:17.8
8.	152		DEMELE Aneta		1986	04:49:24.4	01:04:37.5	00:30:38.5	03:09.3	02:48:35.3	02:15.3	01:24:45.9
	217		JOHNOVÁ Kamila		1989	DNS						
	338		SOPOUŠKOVÁ Mariana	Ski a Bike Centrum Radotín	1988	DNS						

Event: Full Distance Triathlon






Men 40 - 44

Rank	Bib.	NAT	Name	Team	YoB	Time	Gap	Swim	T1	Bike	T2	Run
1.	148		DE WIT Edwin	SP&O Triathlon Mechelen	1983	03:06:18.8	00:00:00.0	00:26:38.1	02:01.6	01:44:51.7	01:03.8	00:51:43.4
2.	205		HOLUB Václav	Velosport Valenta	1983	03:08:29.8	00:02:10.9	00:28:11.4	01:53.3	01:45:39.3	00:58.3	00:51:47.4
3.	376		CANO CUEVAS Juan Andrés	CD Triatlón Tijola Ociodeporte	1981	03:12:30.5	00:06:11.7	00:25:58.1	01:59.8	01:50:26.5	01:10.5	00:52:55.4
4.	225		KLAKURKA Vaclav		1983	03:14:12.5	00:07:53.6	00:25:43.4	01:52.9	01:49:32.4	00:50.3	00:56:13.4
5.	325		SEDLÁŘ Jakub	Novatop Bike Team	1984	03:15:09.3	00:08:50.5	00:32:38.2	02:44.2	01:42:06.5	01:26.0	00:56:14.2
6.	288		OSTRASZ Bartek	TRIMP TEAM	1980	03:18:48.8	00:12:29.9	00:24:28.7	01:55.3	01:51:57.2	01:36.3	00:58:51.1
7.	300		PETR Lukáš		1980	03:20:40.7	00:14:21.9	00:30:28.6	02:10.0	01:47:29.4	01:20.0	00:59:12.6
8.	296		PEJŠA Jiří	Cisty Sport Racing Team	1983	03:22:04.0	00:15:45.1	00:30:39.2	02:54.0	01:50:51.8	01:32.7	00:56:06.2
9.	367		VRBA Ivo	Rocktechnik	1980	03:27:16.5	00:20:57.6	00:26:17.4	02:03.8	01:52:45.0	01:07.0	01:00:03.1
10.	125		BONASSO Franck	Ter x three	1981	03:31:03.9	00:24:45.0	00:32:47.0	02:08.2	01:58:07.9	01:22.7	00:56:37.9
11.	318		RÖSLER Zsolt	HSV Triathlon Kärnten	1982	03:31:46.7	00:25:27.8	00:28:50.6	02:29.1	02:02:04.1	01:19.7	00:57:02.9
12.	276		MÜHLBAUER Hans	tri_unlimited	1980	03:33:43.6	00:27:24.8	00:24:39.4	02:48.3	02:07:59.6	01:26.0	00:56:50.2
13.	269		MATYAS Jan	Moravec team	1983	03:36:17.4	00:29:58.5	00:35:27.2	02:30.7	01:59:46.7	01:21.4	00:57:11.2
14.	326		SEMPREBONI Luca	mb team garda asd	1983	03:40:28.3	00:34:09.4	00:30:35.1	02:10.0	01:59:20.7	02:27.5	01:05:54.8
15.	249		LATOSZEK Krzysztof	Tomica Coaching	1980	03:44:42.3	00:38:23.4	00:35:11.9	03:09.7	02:02:14.6	01:21.5	01:02:44.4
16.	378		HALÁSZ Krisztián	Honvéd Szondi SE.	1980	03:48:24.5	00:42:05.6	00:33:08.0	02:46.6	02:03:58.9	01:36.5	01:06:54.3
17.	340		SOUDEK Lukáš	Inkospor	1983	03:52:07.0	00:45:48.1	00:28:55.9	02:20.5	02:09:26.1	01:11.2	01:10:13.1
18.	212		INNOCENTI Giorgio	SS Lazio Triathlon	1981	03:53:49.0	00:47:30.1	00:31:24.9	02:10.0	02:14:25.9	01:41.4	01:04:06.6
19.	320		SIK Michal		1981	03:57:24.3	00:51:05.4	00:31:09.4	03:28.0	02:20:38.7	01:55.5	01:00:12.5
20.	251		LINDNER Jens	O-SEE Sports e.V.	1981	04:06:59.6	01:00:40.7	00:32:08.1	02:01.5	02:18:04.0	01:16.0	01:13:29.8
21.	353		ŠPALEK Vít	KOLOKROUŽEK Zlín	1982	04:16:59.8	01:10:40.9	00:35:48.9	02:10.0	02:19:42.1	02:15.3	01:17:03.4
22.	200		HARTSCHEN Jens		1983	04:21:02.8	01:14:43.9	00:36:40.0	03:24.4	02:15:58.8	02:04.7	01:22:54.8
23.	147		DE KEERSMAEKER Vincent		1980	04:34:37.7	01:28:18.8	00:37:29.9	04:35.0	02:28:12.2	02:15.3	01:22:05.1
24.	365		VOJTEK Tomas	Vojtek Racing Team	1982	04:35:06.7	01:28:47.8	00:37:33.4	03:02.5	02:31:34.2	01:51.6	01:16:04.8
25.	321		ŘEŘÁBEK Jindřich	Tri Šumava Riders	1980	04:38:00.9	01:31:42.0				02:15.3	01:22:07.3
26.	317		ROMAN Martin	Tested on Humans	1983	04:41:45.4	01:35:26.5	00:32:18.2	03:20.7	02:42:42.1	02:42.4	01:20:41.8
27.	207		HRUBEC Přemysl		1984	04:58:04.0	01:51:45.1	00:32:04.7	03:27.3	02:38:18.3	02:55.7	01:41:17.9
	157		DUFEK David	KOME klub Kraslice	1980	DNF		00:27:07.9	01:50.0	01:52:35.4	01:16.3	
	237		KOPEČEK Martin		1982	DNS						
	281		NIEMEYER Trent		1980	DNS						
	286		OPATRYN Vaclav		1983	DNS						

Event: Full Distance Triathlon**Men 40 - 44**

Rank	Bib.	NAT	Name	Team	YoB	Time	Gap	Swim	T1	Bike	T2	Run
	313		REICHHOLD Stefan	Tri Mittersill	1984	DNS						
	341		SOUKUP Radek		1982	DNS						

Event: Full Distance Triathlon**Women 40 - 44**

Rank	Bib.	NAT	Name	Team	YoB	Time	Gap	Swim	T1	Bike	T2	Run
1.	319		RUDL Alexandra	Nonplusultra Esslingen	1982	03:43:20.2	00:00:00.0	00:27:45.3	02:29.0	02:11:29.3	01:34.7	01:00:01.7
2.	103		AMERIO Camilla	Trivivisport Fossano	1984	04:18:14.2	00:34:53.9	00:32:05.0	03:47.0	02:25:00.0	02:01.9	01:15:20.1
3.	206		HRABÝ Lucie	HighPoint CZ	1981	04:21:22.1	00:38:01.9	00:32:12.5	02:48.5	02:32:12.5	01:15.4	01:12:53.1
4.	214		JANOSCH Manuela	dertriathlon.com Fürstenfeld	1980	04:52:33.1	01:09:12.9	00:34:42.5	04:14.4	02:49:30.8	02:15.3	01:21:49.8
5.	273		MLČÁKOVÁ Eva	Czech Multisport Coaching	1982	05:04:58.0	01:21:37.8	00:39:02.0	03:46.7	02:58:25.2	02:15.3	01:21:28.7

Event: Full Distance Triathlon

Men 45 - 49

Rank	Bib.	NAT	Name	Team	YoB	Time	Gap	Swim	T1	Bike	T2	Run
1.	170		FLORIMOND Sebastien	trityc	1977	03:09:33.8	00:00:00.0	00:22:54.9	02:17.3	01:45:56.8	01:08.3	00:57:16.3
2.	377		CRONE Claus		1978	03:11:21.8	00:01:48.0	00:22:10.9	02:10.0	01:47:32.1	01:50.0	00:57:38.6
3.	248		KULMAN Milan	TRI CLUB ČESKÁ LÍPA	1978	03:14:00.8	00:04:27.0	00:21:21.7	02:10.0	01:57:55.5	01:01.7	00:51:31.7
4.	136		CAVALIER Lionel	Triclub Seeland/ GTS Team	1976	03:16:14.1	00:06:40.2	00:24:02.2	02:10.0	01:51:41.5	01:00.8	00:57:19.4
5.	211		CHUDACEK Zdenek	TTK Slavia Plzen	1978	03:18:54.8	00:09:21.0	00:26:40.5	02:01.8	01:48:47.2	02:13.8	00:59:11.4
6.	102		ACOSTA AVILES Miguel	Triatlon Tijola Ociodeporte Baz	1977	03:24:00.3	00:14:26.5	00:23:57.7	02:02.8	01:59:01.5	01:18.2	00:57:40.0
7.	126		BORSUTZKY Olaf	TSV Gaimersheim	1975	03:26:42.2	00:17:08.4	00:23:22.4	02:09.8	02:00:09.9	01:08.5	00:59:51.4
8.	260		MALLICK Bruno	TER-X-THREE	1977	03:27:59.0	00:18:25.1	00:28:00.2	02:29.3	01:54:36.0	01:29.2	01:01:24.1
9.	155		DINKLAGE Hardy	PV Triathlon TG Witten E.V.	1975	03:33:08.9	00:23:35.1	00:23:25.4	02:10.8	02:03:41.4	01:49.5	01:02:01.6
10.	130		BURY Marek	B3T	1975	03:33:27.2	00:23:53.3	00:30:00.7	02:10.0	01:59:32.4	01:36.0	01:00:07.9
11.	194		HAMERLI Peter		1975	03:40:20.6	00:30:46.8	00:25:30.0	02:22.8	02:08:07.6	01:33.2	01:02:46.9
12.	202		HEASMAN Jon	Vittoria Sigma Sports Race Te	1975	03:40:51.9	00:31:18.0	00:29:35.5	02:26.3	02:03:38.5	01:10.1	01:04:01.4
13.	171		FOUKAL Libor	Sportcomplex Breclav	1977	03:45:57.8	00:36:24.0	00:29:38.7	02:50.7	02:10:42.1	01:22.0	01:01:24.1
14.	315		RITSCHL Erik	HS Brdy	1977	03:47:43.6	00:38:09.7	00:34:47.5	03:05.0	02:02:04.6	01:52.2	01:05:54.1
15.	153		DEYRES Thierry	FONTANIL TRIATHLON	1977	03:48:01.1	00:38:27.2	00:30:44.0	01:55.5	02:05:58.9	01:15.7	01:08:06.8
16.	272		MIKO Marcel	AB Sered	1977	03:48:22.1	00:38:48.2	00:26:49.2	02:33.3	02:09:27.6	01:34.2	01:07:57.6
17.	289		OTÁHAL Jakub		1977	03:48:31.6	00:38:57.7	00:30:11.2	01:52.0	02:06:28.1	01:28.7	01:08:31.3
18.	168		FILIP Lukáš	TriLion team	1976	03:50:20.8	00:40:47.0	00:27:53.2	02:34.8	02:08:11.1	01:08.2	01:10:33.3
19.	240		KREJČÍ Milan	Triatlon Česká Lípa	1977	03:54:16.1	00:44:42.3	00:33:02.2	02:18.2	02:10:48.3	01:50.7	01:06:16.5
20.	294		PAULÁT Ondřej	RESOLUTION TEAM	1979	03:57:35.5	00:48:01.7	00:29:24.5	03:11.5	02:11:48.3	01:08.7	01:12:02.3
21.	216		JELÍNEK Petr	TTK Slavia VŠ Plzeň	1977	03:58:09.0	00:48:35.2	00:26:42.8	01:54.4	02:17:15.0	01:50.2	01:10:26.3
22.	261		MALOCH Aleš	OMT	1979	03:59:19.7	00:49:45.9	00:28:33.2	02:21.3	02:13:54.3	01:11.0	01:13:19.8
23.	379		LISKA Jan	Giant Progresscycle TRI	1977	04:17:41.8	01:08:08.0	00:33:02.5	05:04.5	02:28:25.7	02:28.6	01:08:40.4
24.	386		VLAK Olaf		1975	04:22:46.7	01:13:12.8	00:33:20.5	03:17.2	02:33:31.4	01:46.9	01:10:50.5
25.	356		TENK Pavel		1975	04:43:24.6	01:33:50.8	00:32:47.5	06:17.2	02:40:33.6	02:15.3	01:21:30.9
26.	230		KODET Jaroslav	Triatlon klub Mokrovraty	1979	04:58:21.0	01:48:47.2	00:37:30.2	03:24.2	02:46:00.1	02:15.3	01:29:11.1
27.	252		LOMBAARD Andre		1979	05:00:02.5	01:50:28.7	00:39:59.7	04:33.9	02:53:35.0	02:15.3	01:19:38.4
28.	244		KŘÍŽEK Miroslav		1976	05:22:16.6	02:12:42.8	00:32:30.5	03:15.7	03:05:44.2	02:15.3	01:38:30.8
	151		DELLA MEA Luca	CUS UDINE	1975	DNF		00:27:52.7	02:23.2			
	159		EHRENBERGER Martin	TriNezmar	1975	DNS						
	188		GRAMAN Michal	Czech Multisport Coaching	1977	DNS						

Event: Full Distance Triathlon											Men 45 - 49	
Rank	Bib.	NAT	Name	Team	YoB	Time	Gap	Swim	T1	Bike	T2	Run
	238		KORBIČKA Tomáš	Open Cycling Academy	1975	DNS						
	279		NESHYBA Roman	CzechMultisportCoaching (CMC)	1976	DNS						
	298		PETER Tomas	TEAM PAUL MITCHELL®	1976	DNS						
	327		SCHMITT Jerome	SBR TEAM	1978	DNS						
	359		Cerdas TONY	MALAKO	1979	DNS						

Event: Full Distance Triathlon											Women 45 - 49	
Rank	Bib.	NAT	Name	Team	YoB	Time	Gap	Swim	T1	Bike	T2	Run
1.	297		PERROT Carole	Weyrauch / Onlinedruck	1979	03:35:40.7	00:00:00.0	00:28:43.5	02:03.5	02:00:52.7	01:12.5	01:02:48.4
2.	322		SAMMARTANO Tatiana	asd triathlon genova	1978	03:45:24.4	00:09:43.6	00:28:50.0	02:20.7	02:07:25.1	01:13.4	01:05:34.9
3.	162		ENAUX Sabrina	Triathlon Club Deodatien	1978	03:56:24.6	00:20:43.8	00:40:14.6	02:44.2	02:03:49.9	01:36.5	01:07:59.3
4.	198		HARI Dominique	TrumerTriTeam	1978	04:01:06.8	00:25:26.0	00:28:29.0	02:07.3	02:21:02.7	01:24.0	01:08:03.6
5.	190		GROSDEMANGE Blandine	Triathlon Remiremont Athlétiqu	1976	04:28:45.3	00:53:04.5	00:33:57.5	02:14.5	02:40:27.6	01:46.6	01:10:18.9
6.	307		PRASKÁ Vendulka	KOME klub Kraslice	1976	04:39:37.0	01:03:56.2	00:35:31.6	02:36.7	02:37:43.2	01:42.3	01:22:03.1
	178		GALEWICZ Katarzyna		1976	DNF		00:36:27.8	02:46.7	02:18:22.7	01:38.2	
	242		KŘEFKÁ Dagmar	NAPOHODU! Bike team Píšť	1976	DNF		00:39:42.5	03:35.4			

Event: Full Distance Triathlon

Men 50 - 54

Rank	Bib.	NAT	Name	Team	YoB	Time	Gap	Swim	T1	Bike	T2	Run
1.	290		PALLO Rait	Tabasalu Triathloniklubi	1974	03:12:28.6	00:00:00.0	00:31:05.2	02:17.0	01:47:14.2	01:40.8	00:50:11.2
2.	124		BONALUMI Alessandro	Venus Triathlon Academy	1974	03:23:31.5	00:11:02.9	00:27:40.0	02:24.3	01:51:40.0	02:02.5	00:59:44.6
3.	268		MATHIEU Eric	TEAM MELFOR	1971	03:24:31.3	00:12:02.7	00:29:43.4	02:16.6	01:56:42.9	01:15.0	00:54:33.2
4.	344		STIEDEL Virgile	USA triathlon	1971	03:28:33.2	00:16:04.6	00:30:58.0	03:02.0	01:51:49.2	01:30.5	01:01:13.4
5.	149		DEBNAR Jan	KOME klub Kraslice	1972	03:29:21.7	00:16:53.1	00:30:03.7	02:07.2	01:58:13.2	01:38.5	00:57:18.9
6.	301		PFARRHOFER Martin	SV Gallneukirchen	1971	03:31:35.9	00:19:07.3	00:34:52.5	02:52.7	01:58:03.5	01:25.2	00:54:21.9
7.	117		BELLEMO Michele	Deldino Triathlon Chioggia	1973	03:33:01.4	00:20:32.8	00:27:22.7	01:53.5	02:04:02.6	01:13.7	00:58:28.7
8.	210		CHOLEVA Petr		1974	03:38:05.1	00:25:36.5	00:31:11.5	01:53.5	02:03:43.6	01:54.5	00:59:21.9
9.	387		ŠTĚPÁNEK Pavel	BeTri	1973	03:43:52.3	00:31:23.7	00:33:15.3	02:59.6	02:03:19.6	02:00.5	01:02:17.1
10.	221		KAMRLA Tomas		1971	03:48:32.1	00:36:03.4	00:29:24.2	03:56.0	02:08:44.1	02:33.0	01:03:54.6
11.	372		ŻUROWSKI Marcin	GVT	1972	03:48:35.8	00:36:07.1	00:30:46.7	03:08.2	02:07:50.1	01:44.7	01:05:05.8
12.	218		JURÁŇ Karel	TT Tálín	1974	03:53:11.0	00:40:42.4	00:32:06.0	03:05.5	02:11:31.3	01:33.0	01:04:55.1
13.	343		STERK Rens	CrosstriNL	1970	03:58:57.0	00:46:28.3	00:35:40.2	02:14.5	02:08:00.8	01:26.5	01:11:34.8
14.	163		FARDA Petr	Krušnoman TT Litvínov	1973	04:09:19.6	00:56:51.0	00:36:41.2	02:54.4	02:18:54.5	01:42.9	01:09:06.4
15.	304		POILLERAT Olivier		1971	04:10:25.4	00:57:56.8	00:28:54.0	03:18.5	02:29:53.2	01:37.4	01:06:42.2
16.	305		POKORNÝ Marek	2BWINNER TEAM	1972	04:20:43.3	01:08:14.7	00:30:58.0	02:42.0	02:29:26.4	01:41.2	01:15:55.6
17.	329		SCHÖNFELDER Martin	Trisport Erding e.V.	1971	04:21:31.3	01:09:02.7	00:30:35.2	03:40.0	02:30:05.2	01:49.7	01:15:21.1
18.	215		JAROSINEC Miroslav	Triaxx Bratislava	1971	04:25:20.5	01:12:51.9	00:30:22.0	03:54.7	02:22:04.5	01:56.9	01:27:02.2
19.	306		POKORNÝ Martin	BeTri	1974	04:30:24.9	01:17:56.2	00:34:32.0	02:45.7	02:21:27.5	01:34.7	01:30:04.8
20.	351		ŠKROBÁNEK Karel Harry	2BWINNER TEAM	1973	04:30:55.2	01:18:26.6	00:55:07.0	03:21.6	02:26:47.0	02:15.3	01:03:24.2
21.	292		PASEK Miloslav	Lipovka	1973	04:32:04.9	01:19:36.2				02:33.1	01:13:44.5
22.	361		TUNST Thomas	dertriathlon.com Fürstenfeld	1974	04:34:55.8	01:22:27.2	00:34:37.0	03:17.7	02:48:43.5	02:15.3	01:06:02.2
23.	208		HYJÁNEK Karel	KOLOKROUŽEK Zlín	1970	04:52:35.1	01:40:06.4	00:41:04.6	03:33.5	02:44:06.3	02:15.3	01:21:35.1
24.	358		TOKARČÍK Dušan		1972	05:12:50.6	02:00:21.9	00:42:17.0	03:33.4	03:11:55.6	02:15.3	01:12:49.1
	366		VORLÍČEK Jiří		1972	DNF					02:15.3	
	118		BENEVENTI Giuliano	mb garda triathlon	1973	DNS						

Event: Full Distance Triathlon

Women 50 - 54

Rank	Bib.	NAT	Name	Team	YoB	Time	Gap	Swim	T1	Bike	T2	Run
1.	285		OLASAGASTI Nathalie	Triathlon club Carcassonne	1971	04:10:57.5	00:00:00.0	00:31:04.5	02:48.5	02:27:56.7	01:19.2	01:07:48.4
2.	204		HOLSCHER Tina	MRRC München e.V.	1971	05:09:46.8	00:58:49.3	00:36:40.6	03:02.4	03:00:46.7	02:15.3	01:27:01.6
	220		KAMARÁDOVÁ Daniela	BeTri	1972	DNS						

Event: Full Distance Triathlon **Men 55 - 59**

Rank	Bib.	NAT	Name	Team	YoB	Time	Gap	Swim	T1	Bike	T2	Run
1.	146		DE FAVERI Gianpietro	ASD Gp Triathlon	1969	03:17:00.8	00:00:00.0	00:21:31.4	02:03.3	01:54:13.2	01:39.0	00:57:33.6
2.	113		BARON YUSTE Jose Julian	Club atletismo triatlón Torremo	1969	03:19:22.5	00:02:21.7	00:31:47.7	02:18.2	01:44:24.0	01:16.0	00:59:36.4
3.	282		NUSSBERGER Fabien	no	1966	03:36:24.9	00:19:24.1	00:31:31.0	02:18.0	02:01:54.9	01:15.0	00:59:25.9
4.	348		ŠČERBA Marek	Labe Tri Klub	1969	03:39:20.9	00:22:20.0	00:34:26.0	02:28.2	02:02:37.1	01:12.7	00:58:36.7
5.	180		GARCÍA RUBINO Miguel	CD. COVASA-DR.BIKE TRIAT	1966	03:39:44.1	00:22:43.3	00:34:07.2	02:19.0	01:59:22.1	01:13.0	01:02:42.6
6.	129		BULAVA František	Lokomotiva Beroun	1966	03:44:32.9	00:27:32.0	00:32:46.2	02:28.0	02:04:16.9	01:09.0	00:58:52.7
7.	109		ANTONIAK Marek		1968	03:47:12.6	00:30:11.7	00:36:34.2	03:17.4	02:03:59.9	01:52.7	01:01:28.1
8.	137		CELERIN Milan	TAT Martin	1965	03:47:21.6	00:30:20.7	00:30:53.0	02:14.5	02:10:08.8	01:16.2	01:02:48.9
9.	254		LOUIS Dominique	Triathlon Remiremont Athlétiqu	1968	03:50:28.3	00:33:27.5	00:39:13.0	02:33.9	02:07:53.3	01:24.0	00:59:23.9
10.	166		FIALA Aleš	SK Slavia Praha	1966	03:55:18.5	00:38:17.7	00:32:19.0	02:42.3	02:13:03.5	01:38.5	01:05:35.1
11.	184		Rohaczek GERALD	UTTB	1967	03:55:30.0	00:38:29.2	00:34:12.5	02:37.5	02:16:04.5	01:54.4	01:00:40.9
12.	375		BACHL Reinhold	PSV Linz	1968	04:07:30.9	00:50:30.1	00:30:52.5	02:39.5	02:17:59.0	01:32.7	01:14:27.1
13.	231		KOHLHAUSER Bernd	RTT-Passail Aut	1969	04:16:59.6	00:59:58.7	00:36:33.5	02:50.5	02:13:06.6	02:27.7	01:22:01.3
14.	108		ANTOLINI Valentino	mb garda triathlon	1968	04:26:23.0	01:09:22.2	00:35:29.2	03:15.2	02:34:13.2	02:18.3	01:11:06.9
15.	134		CASONATO Dino	A.S.D. G.P. Triathlon	1966	04:27:21.3	01:10:20.4	00:47:40.7	02:56.9	02:16:32.3	02:48.1	01:17:23.1
16.	357		TIRP Volker	MTV Kronberg Triathlon	1967	04:29:41.2	01:12:40.4	00:27:22.2	03:32.0	02:40:22.6	02:06.7	01:16:17.6
17.	354		ŠTESKO Ján	TRI Tatry Triathlon Team	1966	04:31:45.4	01:14:44.5	00:40:24.5	02:52.9	02:29:52.7	02:07.6	01:16:27.5
18.	181		GAROT Jean-Yves	GTC	1966	04:32:48.2	01:15:47.4	00:40:20.0	02:46.4	02:34:52.4	02:14.1	01:12:35.1
19.	346		SVOBODA Pavel	SK Vlaška	1969	04:38:08.9	01:21:08.1	00:36:40.5	03:04.7	02:33:11.9	01:45.1	01:23:26.5
20.	257		MACH Milan	ŠuTri Prachatice	1967	04:44:40.9	01:27:40.0	00:40:50.5	03:53.6	02:40:15.1	02:15.3	01:17:26.1
21.	339		LUŽNÝ Ivo	TTC Olomouc	1965	05:11:53.2	01:54:52.3	00:41:02.2	03:19.7	02:38:27.1	02:05.4	01:46:58.6
	267		MATĚJOVIČ Martin	Triatlon Plzeň	1969	DNF		00:32:43.2	02:10.2			
	175		FRIESE Andreas	Zeppelin Team OSC Potsdam	1967	DNS						
	264		MARX Jörg	Nonplusultra Esslingen	1967	DNS						
	337		SNELLINGS Greg		1967	DNS						



Event: Full Distance Triathlon **Women 55 - 59**



Rank	Bib.	NAT	Name	Team	YoB	Time	Gap	Swim	T1	Bike	T2	Run
1.	104		ANDERSON Britta	ESV Eintracht Hameln	1968	04:26:34.3	00:00:00.0	00:30:13.7	04:01.8	02:37:52.4	02:30.9	01:11:55.4
2.	179		GARBE Veronique	Triathlon Epinal Clun	1967	04:41:50.2	00:15:15.8	00:51:47.6	03:01.1	02:30:58.6	02:15.3	01:13:47.5

Event: Full Distance Triathlon											Men 60 - 64	
Rank	Bib.	NAT	Name	Team	YoB	Time	Gap	Swim	T1	Bike	T2	Run
1.	381		MORO Pio	ASD Polisportiva San Vito	1962	03:30:35.0	00:00:00.0	00:27:38.7	03:10.0	02:00:31.4	01:27.3	00:57:47.5
2.	154		DIEPOLD Josef	SC- Delphin Ingolstadt	1964	03:35:37.2	00:05:02.1	00:27:09.7	02:37.3	02:02:11.4	01:26.7	01:02:11.9
3.	373		ŽELEZNIKAR Janko		1961	03:42:30.9	00:11:55.8	00:27:09.7	03:27.0	02:07:18.3	01:35.7	01:02:59.9
4.	324		SEAVELL Chris	no	1963	03:56:23.6	00:25:48.5	00:29:48.0	02:59.0	02:12:25.8	01:27.0	01:09:43.7
5.	369		VRCHLAVSKÝ Bohuslav		1962	03:59:34.7	00:28:59.7	00:30:18.5	03:02.5	02:15:42.0	02:04.7	01:08:26.9
6.	345		STRNAD Petr	ALISY Hrádek	1964	04:02:53.4	00:32:18.4	00:33:22.2	03:56.5	02:13:12.8	01:36.4	01:10:45.3
7.	203		HLAVIZŇA Antonín	no	1962	04:05:04.3	00:34:29.2	00:28:02.2	02:22.8	02:21:10.0	01:15.1	01:12:13.9
8.	243		KŘEFKÝ Manfred	NAPOHODU! Bike team Píšť	1964	04:10:13.6	00:39:38.6	00:32:32.0	03:57.0	02:13:45.3	01:39.2	01:18:20.0
9.	176		FULKA Jiří	Redpoint Team	1960	04:15:41.8	00:45:06.8	00:34:21.7	02:48.0	02:18:25.8	02:04.9	01:18:01.3
10.	116		BECKER Siegfried	Nonplusultra Esslingen	1962	04:16:07.0	00:45:31.9	00:33:31.7	04:05.2	02:23:31.5	01:55.4	01:13:03.0
11.	142		CORAL Philippe	Requins couronnais Triathlon	1960	04:28:43.6	00:58:08.6	00:35:23.0	04:20.9	02:24:51.8	02:15.3	01:21:52.5
12.	246		KUEFNER Ronald	Triathlon Gera	1963	04:42:26.3	01:11:51.2	00:36:43.2	03:40.7	02:39:00.4	02:15.3	01:20:46.5
13.	114		BARRACO Ignazio	asd triathlon genova	1961	04:51:18.6	01:20:43.5	00:34:32.7	03:26.2	02:52:50.3	02:15.3	01:18:13.9
14.	131		CABAL Stanislav	TJ Triatlon Cheb	1962	05:27:52.8	01:57:17.7	00:42:52.7	03:17.2	03:09:43.3	02:15.3	01:29:44.1
	105		ANDERSON Ian	ESV Eintracht Hameln	1964	DNF		00:26:08.7	02:48.3	02:20:13.0	02:15.3	
	323		SANTO Pavel	Xteam BaNo	1962	DNS						

Event: Full Distance Triathlon											Women 60 - 64	
Rank	Bib.	NAT	Name	Team	YoB	Time	Gap	Swim	T1	Bike	T2	Run
1.	310		RASMUSSEN Carol		1964	04:11:41.6	00:00:00.0	00:30:46.3	02:44.2	02:28:56.7	02:22.2	01:06:52.1
2.	189		GREIPEL Sabine	MSC Rogner Bad Blumau	1964	04:26:10.1	00:14:28.4	00:25:57.5	03:02.3	02:37:33.4	02:06.2	01:17:30.6
3.	228		KNYŘOVÁ Jitka	MAXTRI Liberec	1963	05:10:35.5	00:58:53.8	00:47:32.3	03:54.9	02:54:33.7	02:15.3	01:22:19.1

Event: Full Distance Triathlon											Men 65 - 69	
Rank	Bib.	NAT	Name	Team	YoB	Time	Gap	Swim	T1	Bike	T2	Run
1.	165		FERRY Raymond	TEC Epinal	1959	03:49:34.0	00:00:00.0	00:30:59.1	02:47.6	02:06:42.3	01:04.7	01:08:00.1
2.	311		RATHBAUER Joachim	SV Gallneukirchen	1959	03:50:24.1	00:00:50.0	00:27:37.4	02:53.5	02:11:07.3	01:30.0	01:07:15.7
3.	144		DARRAS Michel	TRIATHLON CLUB DE L'OMO	1957	03:56:44.7	00:07:10.6	00:27:16.2	03:42.0	02:10:43.6	01:51.5	01:13:11.3
4.	234		KOLLER Karl	SKITRIZIRL	1958	04:16:26.1	00:26:52.0	00:29:48.7	03:56.7	02:24:47.0	01:36.4	01:16:17.1
5.	287		ORNER Zdeněk	Titan Trilife Zlín	1956	05:19:53.9	01:30:19.8	00:33:29.2	05:11.0	02:57:24.2	02:15.3	01:41:34.0
6.	271		Konstantinos MICHAIL	Pds-Odyssseas	1958	05:31:08.5	01:41:34.4	00:38:15.5	06:10.0	03:11:19.0	02:15.3	01:33:08.6
7.	192		HAAS Georg	TV 1848 Schwabach	1957	05:34:55.5	01:45:21.4	00:32:13.5	05:03.7	03:25:38.2	02:15.3	01:29:44.6

Event: Full Distance Triathlon											Men 70 - 74	
Rank	Bib.	NAT	Name	Team	YoB	Time	Gap	Swim	T1	Bike	T2	Run
1.	302		PIOLANTI Stefano	Triiron	1954	04:16:31.6	00:00:00.0	00:34:52.5	03:54.5	02:23:06.5	02:28.9	01:12:09.1
2.	382		SMUTEK Miloslav	2B Winner	1952	05:24:14.6	01:07:42.9	00:37:39.2	06:39.1	03:09:17.7	02:15.3	01:28:23.1

Event: Full Distance Triathlon											Challenged	
Rank	Bib.	NAT	Name	Team	YoB	Time	Gap	Swim	T1	Bike	T2	Run
1.	101		ABRIL CID Jose Antonio	Triatlon Tijola Ociodeporte Baz	1978	04:24:51.3	00:00:00.0	00:29:55.7	03:05.7	02:38:28.9	01:42.4	01:11:38.4
	274		MOTEJZÍK Miroslav	ALPS team	1975	DNS						

Official Communication - Decisions Commissaires' Panel:

Nr. 129 5 minutes penalisation - not stopping in penalty box
 Nr. 347 5 minutes penalisation - not stopping in penalty box
 Nr. 365 5 minutes penalisation - not stopping in penalty box
 Nr. 367 5 minutes penalisation - not stopping in penalty box
 Nr. 383 5 minutes penalisation - not stopping in penalty box